

TABLES & GRAPHS

URBAN POPULATION LIVING IN SLUMS 1990-2010

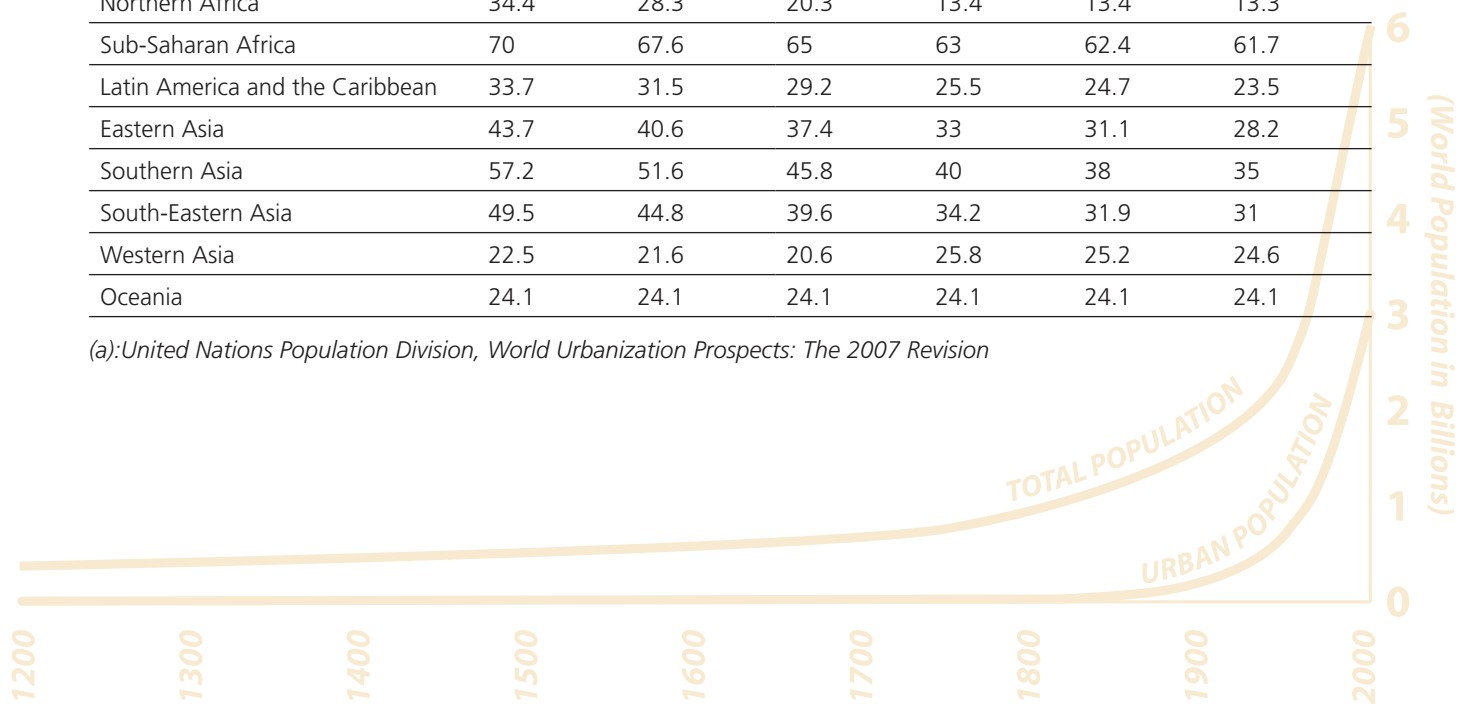
URBAN SLUM POPULATION (MILLIONS)

| Major region or area | 1990 | 1995 | 2000 | 2005 | 2007 | 2010 |
|---------------------------------|---------|---------|---------|---------|---------|---------|
| Developing Regions | 656,739 | 718,114 | 766,762 | 795,739 | 806,910 | 827,690 |
| Northern Africa | 19731 | 18417 | 14729 | 10708 | 11142 | 11836 |
| Sub-Saharan Africa | 102588 | 123210 | 144683 | 169515 | 181030 | 199540 |
| Latin America and the Caribbean | 105740 | 111246 | 115192 | 110105 | 110554 | 110763 |
| Eastern Asia | 159754 | 177063 | 192265 | 195463 | 194020 | 189621 |
| Southern Asia | 180449 | 190276 | 194009 | 192041 | 191735 | 190748 |
| South-Eastern Asia | 69029 | 76079 | 81942 | 84013 | 83726 | 88912 |
| Western Asia | 19068 | 21402 | 23481 | 33388 | 34179 | 35713 |
| Oceania | 379 | 421 | 462 | 505 | 524 | 556 |

PROPORTION OF URBAN POPULATION LIVING IN SLUMS (%)

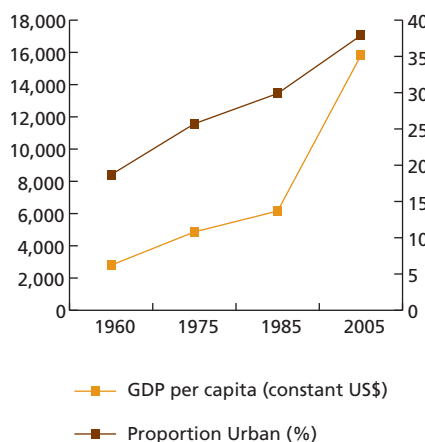
| Major region or area | 1990 | 1995 | 2000 | 2005 | 2007 | 2010 |
|---------------------------------|------|------|------|------|------|------|
| Developing Regions | 46.1 | 42.8 | 39.3 | 35.7 | 34.3 | 32.7 |
| Northern Africa | 34.4 | 28.3 | 20.3 | 13.4 | 13.4 | 13.3 |
| Sub-Saharan Africa | 70 | 67.6 | 65 | 63 | 62.4 | 61.7 |
| Latin America and the Caribbean | 33.7 | 31.5 | 29.2 | 25.5 | 24.7 | 23.5 |
| Eastern Asia | 43.7 | 40.6 | 37.4 | 33 | 31.1 | 28.2 |
| Southern Asia | 57.2 | 51.6 | 45.8 | 40 | 38 | 35 |
| South-Eastern Asia | 49.5 | 44.8 | 39.6 | 34.2 | 31.9 | 31 |
| Western Asia | 22.5 | 21.6 | 20.6 | 25.8 | 25.2 | 24.6 |
| Oceania | 24.1 | 24.1 | 24.1 | 24.1 | 24.1 | 24.1 |

(a): United Nations Population Division, World Urbanization Prospects: The 2007 Revision

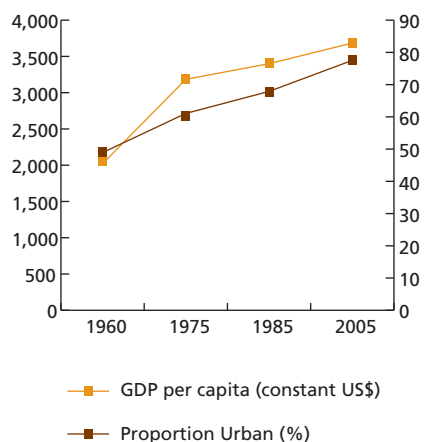


ECONOMIC GROWTH AND URBANIZATION – SELECTED REGIONS AND COUNTRIES, 1960-2005

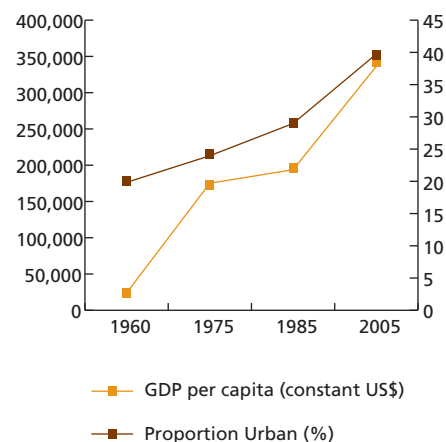
Africa - Economic Growth and Urbanization



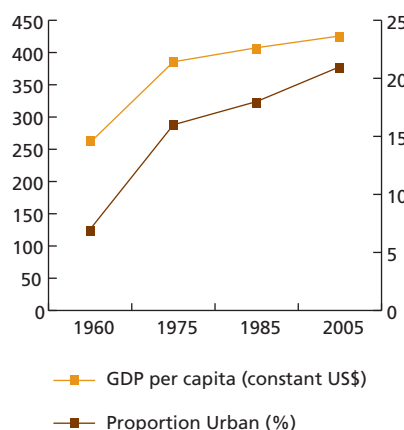
LAC - Economic Growth and Urbanization



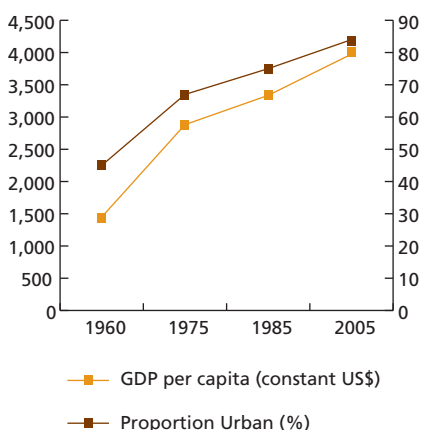
Asia - Economic Growth and Urbanization



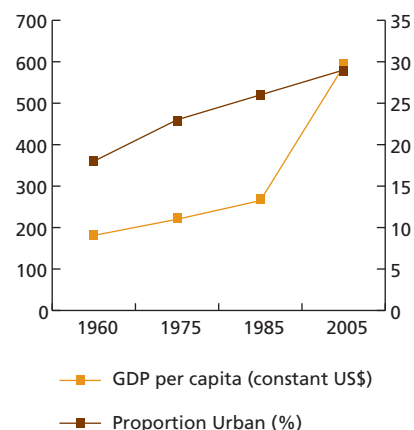
Kenya - Economic Growth and Urbanization



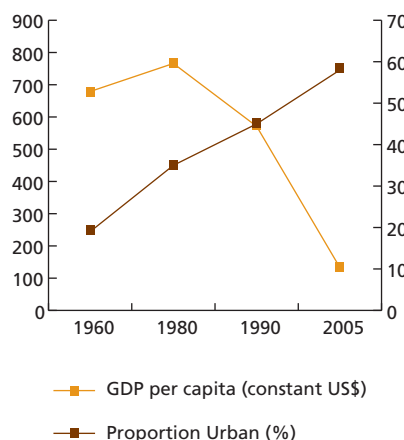
Brazil - Economic Growth and Urbanization



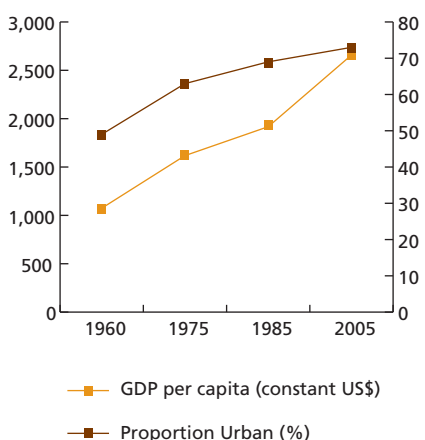
India - Economic Growth and Urbanization



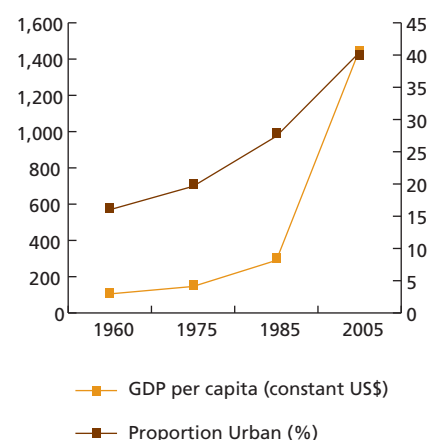
Liberia - Economic Growth and Urbanization



Colombia - Economic Growth and Urbanization



China - Economic Growth and Urbanization



Source: UNDESA, World Urbanization Prospects, 2007 revision - World Bank, World Development Indicators.